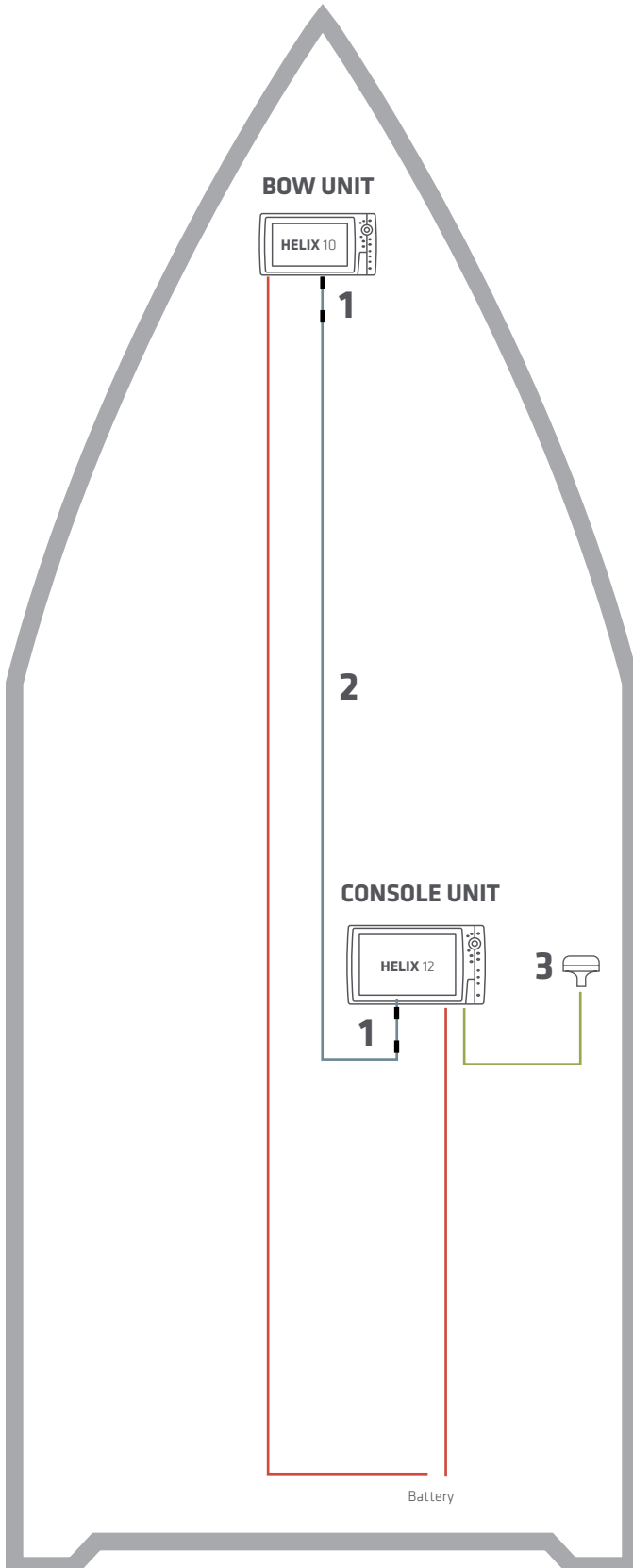


INSTALLATION DIAGRAMS


Console & Bow Mount Humminbird Units

The following schematic outlines the necessary accessories/cables needed to connect two Humminbird units. Installation is shown with an optional heading sensor.




Compatible Accessories


	HELIX Series		SOLIX Series	
1	Ethernet Adapter Cable		Ethernet Adapter Cable	
	720074-1	AS EC QDE	NA	
2	Ethernet Cable		Ethernet Cable	
	720073-6 720073-2 720073-5 720073-3 720073-4	AS EC 5E (5') AS EC 10E (10') AS EC 15E (15') AS EC 20E (20') AS EC 30E (30')	720073-6 720073-2 720073-5 720073-3 720073-4	AS EC 5E (5') AS EC 10E (10') AS EC 15E (15') AS EC 20E (20') AS EC 30E (30')
3	Heading Sensor		Heading Sensor	
	408400-1	AS GPS	408400-1	AS GPS



RS422 Data



Ethernet



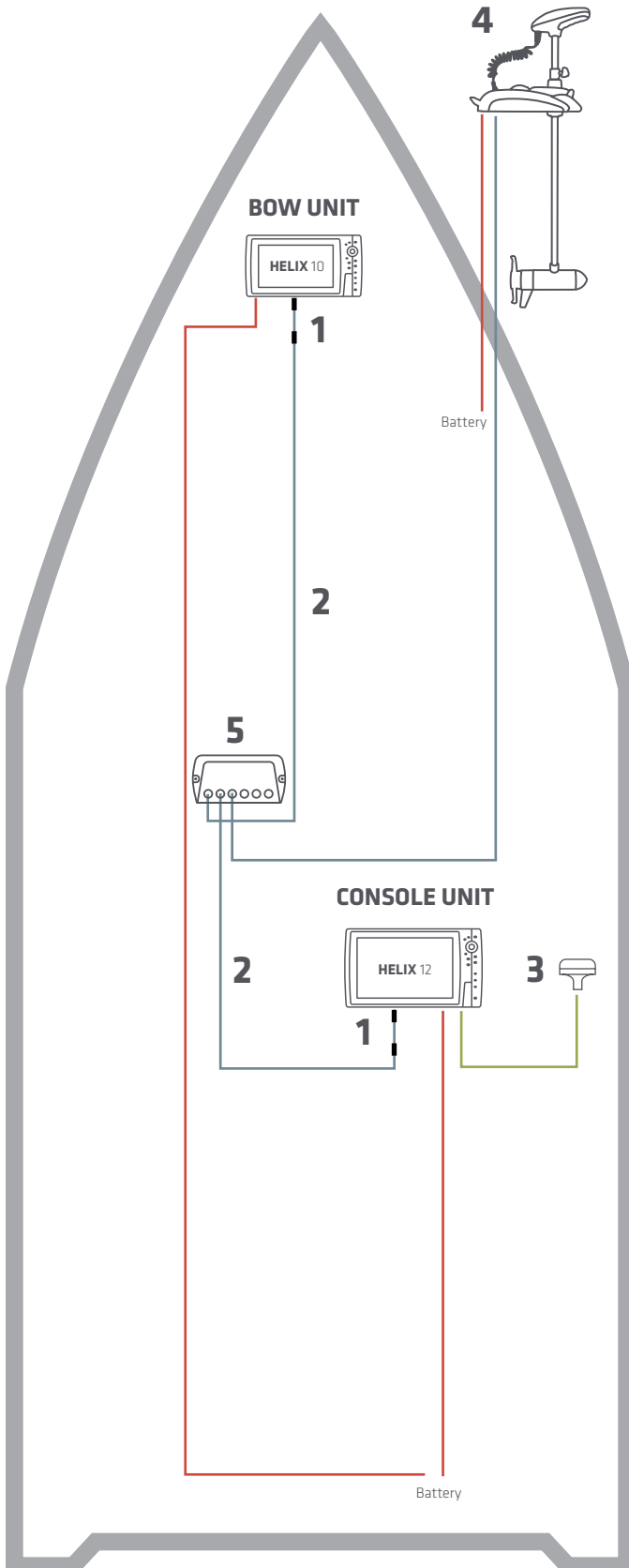
DC Power

* The accessories and part numbers listed above are valid as of Oct. 2017. Installations shown are for networking HELIX Series or SOLIX Series models, and Minn Kota trolling motors with i-Pilot Link.

INSTALLATION DIAGRAMS

Console & Bow Mount Humminbird Units, and Minn Kota Trolling Motor

The following schematic outlines the necessary accessories/cables needed to connect two Humminbird units and a Minn Kota trolling motor. Installation is shown with an optional heading sensor.



Compatible Accessories

	HELIX Series		SOLIX Series	
1	Ethernet Adapter Cable		Ethernet Adapter Cable	
	720074-1	AS EC QDE	NA	
2	Ethernet Cable		Ethernet Cable	
	720073-6 720073-2 720073-5 720073-3 720073-4	AS EC 5E (5') AS EC 10E (10') AS EC 15E (15') AS EC 20E (20') AS EC 30E (30')	720073-6 720073-2 720073-5 720073-3 720073-4	AS EC 5E (5') AS EC 10E (10') AS EC 15E (15') AS EC 20E (20') AS EC 30E (30')
3	Heading Sensor		Heading Sensor	
	408400-1	AS GPS	408400-1	AS GPS
4	Minn Kota® Trolling Motor with i-Pilot® Link™ **		Minn Kota® Trolling Motor with i-Pilot® Link™ **	
5	5-Port Ethernet Switch		5-Port Ethernet Switch	
	408450-1	AS ETH PSXG	408450-1	AS ETH PSXG



RS422 Data



Ethernet



DC Power

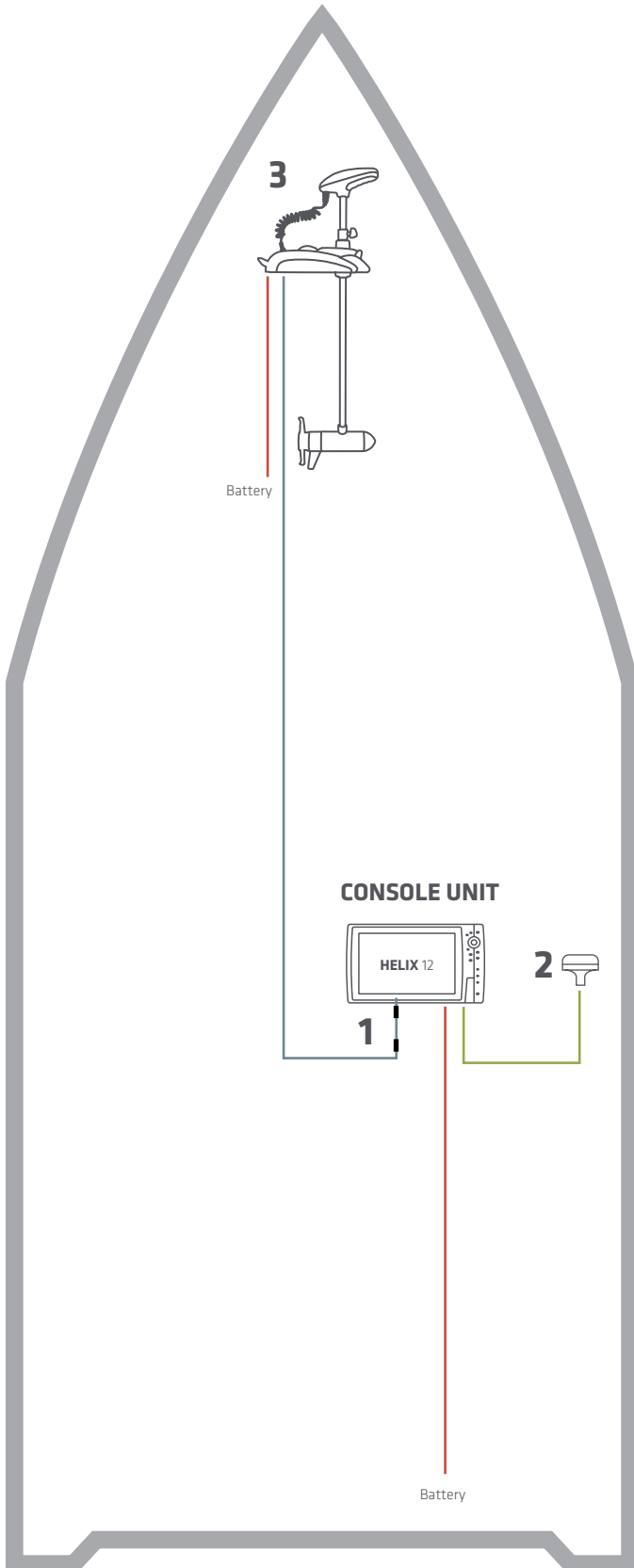
* The accessories and part numbers listed above are valid as of Oct. 2017. Installations shown are for networking HELIX Series or SOLIX Series models, and Minn Kota trolling motors with i-Pilot Link.

** One (1) AS EC 30E 30' ethernet cable included with trolling motor

INSTALLATION DIAGRAMS


Console Mount Humminbird Unit and Minn Kota Trolling Motor

The following schematic outlines the necessary accessories/cables needed to connect one Humminbird unit and a Minn Kota trolling motor. Installation is shown with an optional heading sensor.




Compatible Accessories


	HELIX Series		SOLIX Series	
1	Ethernet Adapter Cable		Ethernet Adapter Cable	
	720074-1	AS EC QDE	NA	
2	Heading Sensor		Heading Sensor	
	408400-1	AS GPS	408400-1	AS GPS
3	Minn Kota® Trolling Motor with i-Pilot® Link™ **		Minn Kota® Trolling Motor with i-Pilot® Link™ **	



RS422 Data



Ethernet



DC Power

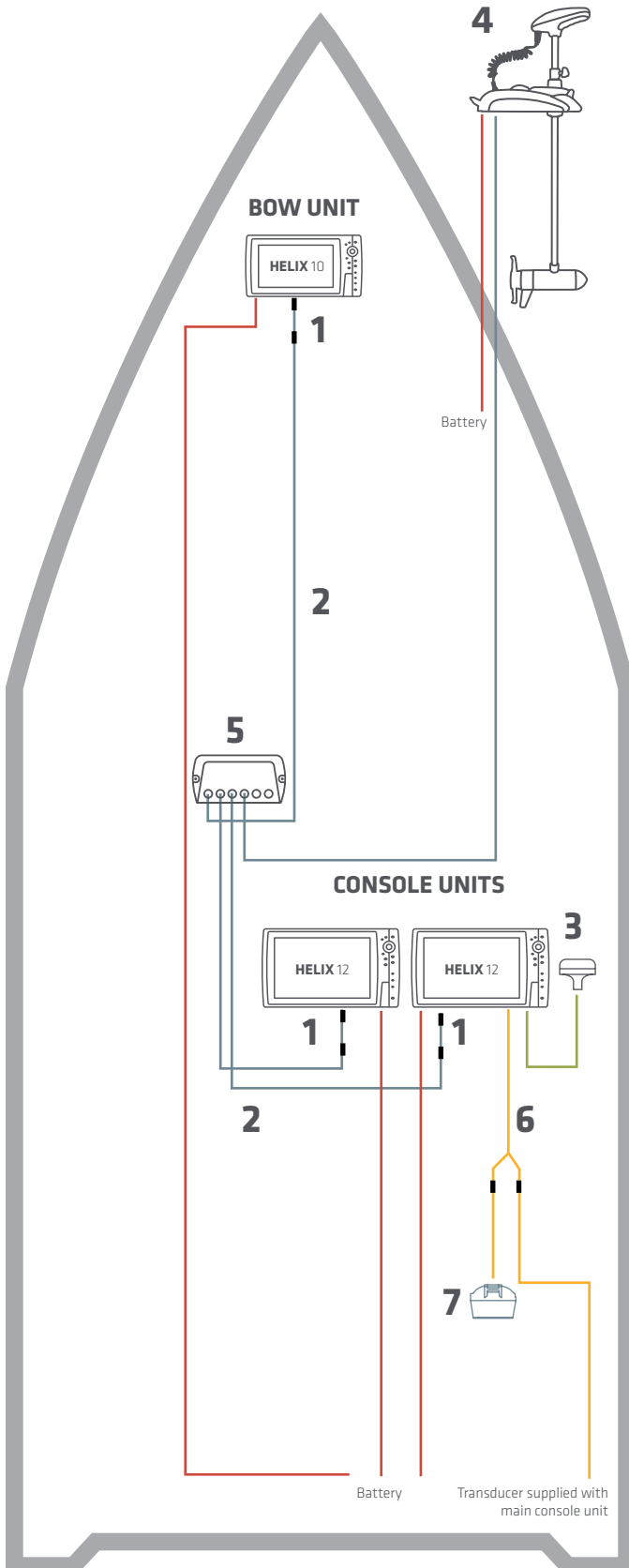
* The accessories and part numbers listed above are valid as of Oct. 2017. Installations shown are for networking HELIX Series or SOLIX Series models, and Minn Kota trolling motors with i-Pilot Link.

** One (1) AS EC 30E 30' ethernet cable included with trolling motor

INSTALLATION DIAGRAMS

Two Console Mount and One Bow Mount Humminbird Units, a Minn Kota Trolling Motor and an In-Hull Transducer

The following schematic outlines the necessary accessories/cables needed to add an in-hull transducer and splitter cable to a multi-unit network of three Humminbird units and a Minn Kota trolling motor. Installation is shown with an optional heading sensor.



Compatible Accessories

	HELIX Series		SOLIX Series	
1	Ethernet Adapter Cable		Ethernet Adapter Cable	
	720074-1	AS EC QDE	NA	
2	Ethernet Cable		Ethernet Cable	
	720073-6 720073-2 720073-5 720073-3 720073-4	AS EC 5E (5') AS EC 10E (10') AS EC 15E (15') AS EC 20E (20') AS EC 30E (30')	720073-6 720073-2 720073-5 720073-3 720073-4	AS EC 5E (5') AS EC 10E (10') AS EC 15E (15') AS EC 20E (20') AS EC 30E (30')
3	Heading Sensor		Heading Sensor	
	408400-1	AS GPS	408400-1	AS GPS
4	Minn Kota® Trolling Motor with i-Pilot® Link™ **		Minn Kota® Trolling Motor with i-Pilot® Link™ **	
5	5-Port Ethernet Switch		5-Port Ethernet Switch	
	408450-1	AS ETH PSXG	408450-1	AS ETH PSXG
6	Transducer Splitter Cable		Transducer Splitter Cable	
	720101-1	9 M SIB Y	720103-1	14 M SIDB Y
7	In-Hull 2D Transducer		In-Hull 2D Transducer	
	710164-1	XP 9 20	710249-1	XP 14 20



RS422 Data



Ethernet



DC Power



Transducer Cable

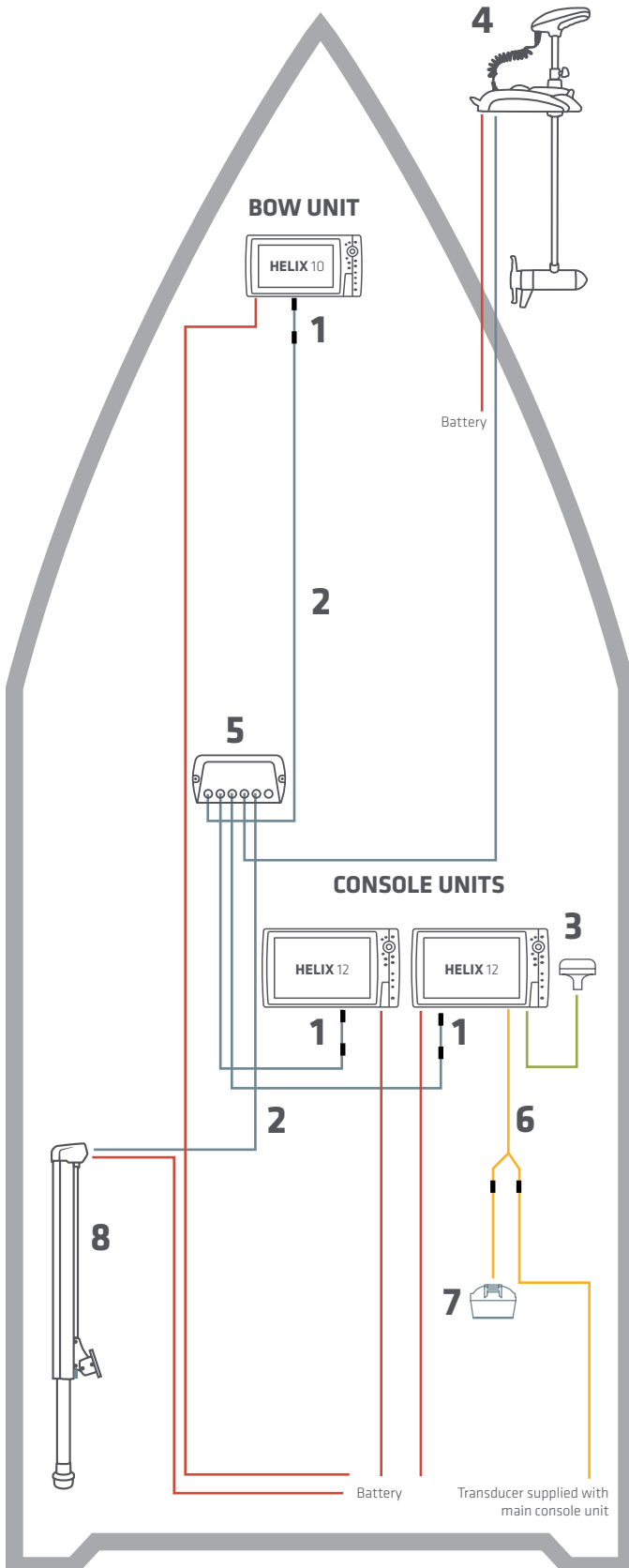
* The accessories and part numbers listed above are valid as of Oct. 2017. Installations shown are for networking HELIX Series or SOLIX Series models, and Minn Kota trolling motors with i-Pilot Link.

** One (1) AS EC 30E 30' ethernet cable included with trolling motor

INSTALLATION DIAGRAMS

Two Console Mount and One Bow Mount Humminbird Units, a Minn Kota Trolling Motor, an In-Hull Transducer and Transom Mount 360 Imaging

The following schematic outlines the necessary accessories/cables needed to add an in-hull transducer and a transom mount 360 Imaging accessory to a multi-unit network of three Humminbird units and a Minn Kota trolling motor. Installation is shown with an optional heading sensor.



Compatible Accessories

	HELIX Series		SOLIX Series	
1	Ethernet Adapter Cable		Ethernet Adapter Cable	
	720074-1	AS EC QDE	NA	
2	Ethernet Cable		Ethernet Cable	
	720073-6 720073-2 720073-5 720073-3 720073-4	AS EC 5E (5') AS EC 10E (10') AS EC 15E (15') AS EC 20E (20') AS EC 30E (30')	720073-6 720073-2 720073-5 720073-3 720073-4	AS EC 5E (5') AS EC 10E (10') AS EC 15E (15') AS EC 20E (20') AS EC 30E (30')
3	Heading Sensor		Heading Sensor	
	408400-1	AS GPS	408400-1	AS GPS
4	Minn Kota® Trolling Motor with i-Pilot® Link™ **		Minn Kota® Trolling Motor with i-Pilot® Link™ **	
5	5-Port Ethernet Switch		5-Port Ethernet Switch	
	408450-1	AS ETH PSXG	408450-1	AS ETH PSXG
6	Transducer Splitter Cable		Transducer Splitter Cable	
	720101-1	9 M SIB Y	720103-1	14 M SIB Y
7	In-Hull 2D Transducer		In-Hull 2D Transducer	
	710164-1	XP 9 20	710249-1	XP 14 20
8	Transom Mount 360 Imaging		Transom Mount 360 Imaging	
	408310-1	AS 360SSI	408310-1	AS 360SSI



RS422 Data



Ethernet



DC Power



Transducer Cable

* The accessories and part numbers listed above are valid as of Oct. 2017. Installations shown are for networking HELIX Series or SOLIX Series models, and Minn Kota trolling motors with i-Pilot Link.

** One (1) AS EC 30E 30' ethernet cable included with trolling motor